

Francafrrique and War: The Data

Analysis compiled by Sphynx Egbe-Mbah Eben and Amy L. Dalton — December 2022

Violent conflict is heavily concentrated in the countries of Francafrrique. When considering mid-range conflicts, the vast majority of countries with such sustained conflicts are from Francafrrique countries. In specific, the 6 percent of the world's population that lives in those countries experience 44 percent of the world's medium-intensity conflicts.

Conflicts causing at least 1,000 deaths in one calendar year are considered wars by the Upsala Conflict Data Program. The map below schematizes medium-range conflicts — those causing between 1,000 and 9,999 combat-related deaths in the current or past year — as identified by Upsala and as reported on Wikipedia ([List of ongoing armed conflicts - Wikipedia](#)), using the data tools provided by the Armed Conflict Location and Event Data Project ([ACLED](#)). The table which follows presents this same Upsala data reported by Wikipedia with a column added by the authors to clarify Francafrrique sphere of influence, and also notes the population of the country in question. These population figures are used to calculate the percentages noted above. The data below does not include conflicts which have caused 10,000 or more deaths in the current or past year.

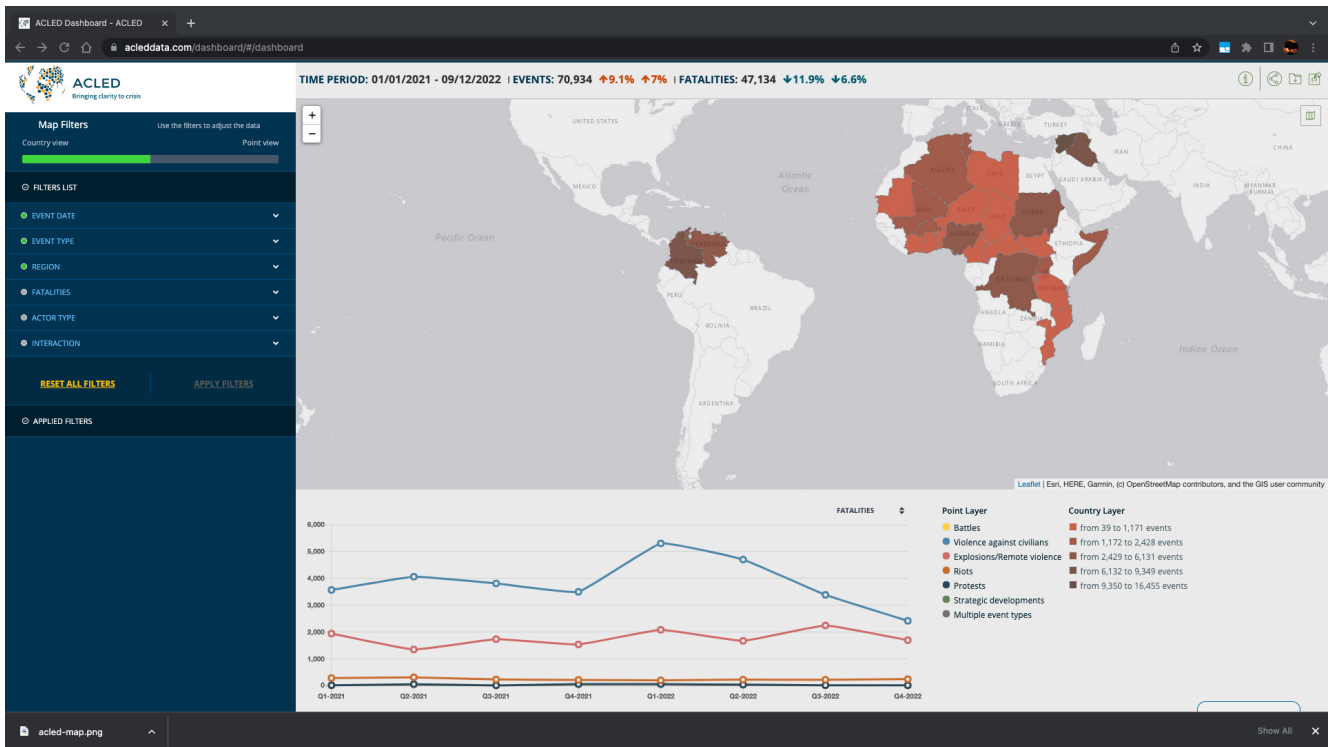







































TABLE OUTLINING MID-RANGE CONFLICTS AND SPECIFYING FRANCAFRIQUE SPHERE OF INFLUENCE

Conflicts are grouped following the categories provided by Wikipedia ([List of ongoing armed conflicts - Wikipedia](#))

Country	2021 fatalities	2022 fatalities	Cumulative Fatalities	In Francafrique sphere of influence	Country Population (from wikipedia)
 Colombia	1,399	2,276	450,000+	NO	52,156,254
 Venezuela				NO	29,789,730
 Somalia	3,532	6,422	506,000 – 1,000,000+	NO	17,066,000
 Kenya				NO	55,864,655
 DR Congo	2,448	2,790+	5,898+	YES	108,407,721
 Uganda				NO	45,853,778
 Nigeria	1,200	1,850+	17,156+	marginal	225,082,083
 DR Congo	1,660	1550+	64,000+	YES	listed above
 Algeria	5,720	8,000	29,000+	YES	44,700,000
 Burkina Faso				YES	21,935,389
 Chad				YES	17,963,211
 Libya				YES	7,054,493
 Mali				YES	21,473,764
 Niger				YES	24,484,587
 Tunisia				YES	11,708,370
 Togo				YES	8,492,333
 Benin				YES	13,754,688
 Ivory Coast				YES	29,389,150
 Mauritania				YES	4,614,974
 Ghana				NO	32,103,042

 Iraq	987–2,605	4,181	328,000–1,215,000+	NO	40,462,701
 Sudan	1,364	1,327+	301,000+	YES	47,958,856
 DR Congo	2,173	2,200+	23,000+	YES	listed above
 Rwanda				YES	12,955,736
 Burundi				YES	11,865,821
 Sudan	891–2,154	1,731	386,000–400,000+	YES	listed above
 South Sudan				YES	11,544,905
 Nigeria	8,000	5,880+	385,000	marginal	listed above
 Cameroon				YES	29,321,637
 Niger				YES	listed above
 Chad				YES	listed above
 Syria	1,942–5,862	5,257	500,000–610,000+	NO	18,529,787
 Nigeria	2,600	1,830+	12,000+	marginal	listed above
 Mali	1,279–1,911	4,481	15,000+	YES	listed above
 Central African Republic	1,087–1,704	741	13,600+	YES	5,454,533
 Mozambique	1,194	916	5,000+	NO	31,693,239
 Tanzania				NO	61,741,120

CALCULATIONS:

Total number of conflicts listed above: 16

Total number of conflicts in Francafrrique sphere of influence: 7

∴ Francafrrique countries experience 44% of the world's mid-range conflicts.

Total number of countries affected by mid-level conflicts: 29

Total number of these countries in Francafrrique sphere of influence: 18

∴ 62% of the nations experiencing mid-range conflicts are Francafrrique countries.

Total global population: 7,975,105,156 (from <https://www.macrotrends.net/countries/WLD/world/population-growth-rate>)

Total population in Francafrigue sphere of influence: 488015030 (calculation below)

.∴ Percentage of global population in Francafrigue sphere of influence: 6.119 %

Total Population in nations affected by mid-level conflicts: 1043422557 (all above)

Total Population in Francafrigue sphere of influence affected by mid-level conflicts: 433080168

.∴ 42% of the humans affected by mid-level conflicts are in Francafrigue countries

Calculations of Population in Francafrigue Sphere of Influence

(population figures from Wikipedia)

Algeria	44700000
Benin	13754688
Burkina Faso	21935389
Burundi	11865821
Cameroon	29321637
Central African Republic	5454533
Chad	17963211
Congo, DR	108407721
Congo, Republic	5546307
Equatorial Guinea	1679172
Gabon	2340613
Ivory Coast	29389150
Libya	7054493
Madagascar	28172462
Mali	21473764
Mauritania	4614974
Niger	24484587
Rwanda	12955736
Senegal	17196308
South Sudan	11544905
Sudan	47958856
Togo	8492333
Tunisia	11708370
TOTAL	488015030